

The true (and hidden) value of Birmingham's parks

4,700
HECTARES


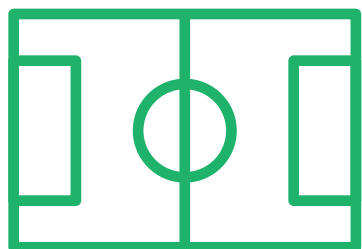
of parks, green spaces
and allotments managed by
Birmingham City Council.



THERE ARE

1,398
HECTARES
OF WOODLAND

within Birmingham's **591** parks
and open spaces (equivalent to
2,097 football pitches).



£4.3
MILLION

THE VALUE OF

the **2.9 tonnes** of food
produced each year at the
city's **7,300** council-
managed allotments.



£11
BILLION

THE NET VALUE

of council-managed
natural capital
assets over a
25-year period.



£594
MILLION

THE ANNUAL NET VALUE

of council-managed
natural capital
assets. This means
every **£1** the council
spends on parks
and green spaces
returns more than
£24 to society.

£520

THE ANNUAL

NET VALUE



of council-managed parks
and green spaces to each
resident of the city.



**£4.1
BILLION**
THE NET VALUE

of health benefits
provided by the city's
natural capital assets
over a **25-year period**.

**£192
MILLION**
THE NET
ANNUAL
VALUE

of health benefits
from parks and
green spaces for
Birmingham's
citizens.



**COUNCIL-MANAGED
WOODLANDS
CAPTURE MORE THAN
350 TONNES**

of pollutants each year, avoiding approx. **133**
hospital admissions, **28** deaths, and adding
489 life years to the city's population.

**2.1 MILLION
TONNES
OF CARBON**

dioxide are
stored by parks
and green spaces
managed by
Birmingham City
Council over a
25-year period.




**BIRMINGHAM HAS MORE THAN
ONE MILLION TREES**

equivalent to one per person in the city's population.




ACROSS THE CITY

**TREE
CANOPIES COVER
48.81km²**



**THE CITY IS
ABOVE
THE NATIONAL
AVERAGE FOR
TREE
COVER**



Birmingham has
an average of **18.6%**
canopy coverage,
against a nationwide
average of **13%**.